



The Tampa Bay Fly Fishing Club

www.tbffc.org

Next Meeting: Wednesday, January 7, 2009, 6:00 p.m.

Location: Compton Park Recreation Center, Tampa Palms (See below for Directions)

Invited Speaker **Capt. Randy DuMars**

Captain Randy was our scheduled speaker last August, but had to cancel when we were ousted from our regular meeting room. He is a lifelong fisherman and enjoys fishing the beautiful waters of Central Florida. He spends countless hours fishing in his spare time to hone his skills and find the best fishing spots in both fresh and salt water. Captain Randy has a great sense of humor, so should make us all smile.

Randy is one of only two guides that have access to Florida ponds holding Barramundi, also known as the Australian Snook. These fish have the Potential to reach 100 plus pounds. After you learn how to catch these fish, you will be ready for your next trip to Australia, or at least to St Cloud Florida.



Featured Fly Tyer **Jeff Janecek**

Jeff has been our tyer before, most recently in October, when he tied top-water bass and bluegill flies. This time, he will be tying a clouser variation, just in time for the February shad outing. While many shad were caught last year, this #8 fly was responsible for many specks, bass and bluegill as well as shad. Jeff recommends that you fish this fly using a clear 6 to 8 wt. intermediate sinking line and fluorocarbon leader. Learn how to tie this fly and always keep a couple in your fly arsenal. This is a deadly mangrove snapper fly also.

It's Time to Pay Dues Again--\$25 for single, \$35 for family, extra savings for 5-year membership

Directions to Our Meetings: From I-75---Take Bruce B. Downs exit from I-75; go west 2 miles to traffic light, turn left onto Tampa Palms Blvd., then left on Compton Drive, and right at Compton Park. From I-275---Take Bearss East to Bruce. B. Downs; then Bruce B. Downs east/north to Tampa Palms Blvd. Rt. on Tampa Palms, then left on Compton Drive and right at Compton Park

JANUARY 2009 PRESIDENT'S MESSAGE

Hello & Happy New Year,

Another year has come and gone. Goodbye to 2008 and welcome 2009. I hope everyone is doing well.

I want to THANK the **Dave Chouinard, Greg Peterson,** and **Leigh West** for tying at our December Meeting. GREAT JOB GUY'S. We had a nice turnout and a few new members joined at the meeting.


If you know someone who is interested in fly fishing, please tell them about our club, and spread the word on what TBFFC can do to help new members become skilled fly fishermen and fly fisherwomen.

Special thanks to co-president **Walt Durkin** for serving our country in Afghanistan. Walt will return in March.

This is just a reminder that during EST, we need to be out of the building by 8:30 pm. so the staff can clear up a close the gate by 9 pm. Curiously, we are allowed to stay until 9:30 when EDT is in effect.

Our annual club banquet will be in March, and we need some help in getting raffle items. If you know of a business or member willing donate an item please tell any board member. In addition to dues, this is the club's only way of raising funds for our outings, prizes, awards, etc.

Tight Lines, Neil Sperling 🌅



The Fly Guy

Capt. Pat Damico

2981 E. Vina del Mar Blvd.
St. Pete Beach, FL 33706
Tel: 727-360-6466
Web: <http://captpat.com>
Email: flyguy@captpat.com



AvantGold
JEWELERS

10330 North Dale Mabry • Suite 110
Tampa, FL 33618 • 813-961-0097
www.avantgold.com



ROLEX

Oyster Perpetual Cosmograph Daytona
Rolex, Oyster Perpetual, Daytona and
Cosmograph are trademarks.

Snook Fin-Addict Guide Service, Inc.

CAPTAIN RICK GRASSETT

2447 Waneta Drive • Sarasota, Florida 34231

Lure & Fly Fishing Specialist
FFF Certified Fly Casting Instructor
Bay, Back Country & Coastal Gulf Fishing
Sarasota Bay • Charlotte Harbor • Tampa Bay

(941) 923-7799 Email snookfin@aol.com
www.snookfin-addict.com www.flyfishingflorida.net

<u><i>In This Issue:</i></u>	<u><i>Page</i></u>
Monthly Meeting	1
President's Message	2
TBFFC calendar of events.....	3
Tips for TBFFC, No. 7.....	4
Member Photos.....	5
Our TBFFC History, Part I.....	6
Flies of the Month.....	7
Fishing Report and Forecast	8
Recipe for a Great Salad.....	8
A Member Requests Assistance.....	8
Membership Application, Guides, Casting Coaches, etc.	9

OFFICERS AND DIRECTORS

Interim Presidents (shared) Durkin, Miekka, Sperling		
Vice President	Walt Durkin	813-476-7128
Treasurer	Rick Valeri	813-681-9143
Directors:	Jeff Abeles	813-920-4653
	Nick Angelo	813-230-8473
	Denise Bruner	813-989-2909
	Bryon Chamberlin	813-361-8801
	Pat Damico	727-360-6466
	Robert Fischer	813-962-0185
	Bob Gaulin	813-782-8605
	Jeff Janecek	352-588-3866
	Dick Miekka	727-866-8682
	Rick O'Hara	813-238-6763
	Neil Sperling	813-655-5627
	Alligator Bob Young	813-986-3008

The next meeting of the TBFFC Board of Directors will be at 6:00 P.M. on Wednesday, January 14, 2009, at Rigatonis Tuscan Oven - 3437 W Kennedy - Tampa

NOT GETTING THE NEWSLETTER? Please call Dick Miekka, Editor, at 727-866-8682 or e-mail to dmiekka@cs.com

Barbed Steel Charters, Inc.

Specializing In Fly Fishing Along Florida's West Central Gulf Coast



Capt. Bryon Chamberlin
(813) 361-8801
captbryon@yahoo.com
www.barbedsteel.com

USCG Licensed & Insured



Allstate
You're in good hands.

LJ Cathelineau
Personal Financial Representative
Allstate Financial Services, LLC

1003 S. Collins Street
Plant City, FL 33563
Office 813.752.2556
Cell 727.656.9607

Securities offered through **Allstate Financial Services, LLC** (USA Securities in LA and PA).
Registered Broker-Dealer: Member NASD, SIPC.

TBFFC CALENDAR OF EVENTS

2009 TBFFC MEETING DATES

Here are the meeting dates for all of 2009: January 7, February 4, March 4, April 1, May 6, June 3, July 1, August 5, September 2, October 7, November 4, December 2 (2009) **Please watch this space for any changes.**

ANDROS SOUTH BONEFISH LODGE, MAY 2-9

I will be hosting a group of fly anglers at Andros South bonefish lodge from May 2-9, 2009. This will be my 4th trip to Andros South and my 7th trip to Andros Island, which I think offers some of the best bonefishing anywhere in this part of the world. Fishing is with 2 anglers and a guide per boat. One of the best features of this lodge is that everyone has their own room. As an FFF Certified Fly Casting instructor, I will be available to help you with any casting problems and I will be fishing with group members throughout the week.

Spots are filled on a first come basis. The spots are up for grabs until they are secured with a deposit. **Cost is \$3650 for the week. A 50% deposit (\$1825) will hold your spot and the balance is due 30 days out.** Details on the lodge are at www.androssouth.com. The payment policy is at: http://androssouth.com/docs/Andros_Payment_Policy.pdf.

I'll also be making the flight arrangements for the group, which will be handled separately. Estimated cost for airfare is \$400 with Lynx Air.

Capt. Rick Grasset

snookfin@aol.com

(941) 923-7799

www.flyfishingflorida.net and www.snookfin-addict.com

FFF NATIONAL ANGLERS' LEGACY PARTNERSHIP

FFF has entered an exciting national partnership with the Recreational Boating and Fishing Foundation (RBFF) – launching a national Anglers' Legacy pledge drive. Anglers' Legacy encourages avid anglers to share their passion for both fishing and our cherished aquatic resources, by taking the Anglers' Legacy "Pledge" and becoming Anglers' Legacy ambassadors.

Becoming an Anglers' Legacy ambassador is very easy – it is free, and takes *less* than a minute. In "taking the pledge" – and becoming an Anglers' Legacy ambassador -- we promise to introduce at least one new person to the sport of fishing each year:

<http://www.takemefishing.org/community/anglers-legacy/take-the-pledge/promo/FEDFLY08>

In this simple commitment to pass on and mentor someone new to fishing, we can do much for our sport, our home waters and conservation efforts as well as for FFF and our local clubs. We should all take time to pass on the legacy...after all, someone did that for us during

our lives...*It's time for us to share our sport with another person.*

FFF has set a goal of having 8,000 members and fellow anglers "take the pledge" to introduce someone new to fly fishing. **To achieve this, we need local fly fishing clubs to step up and help with this campaign to pass along our beloved sport to the next generation of anglers.**

UPCOMING TBFFC EVENTS

1. **Annual Shad Outing** in February – Watch here.
2. **Our Banquet will be held on March 14, 2009.** More details later.

BILL JACKSON'S EVENTS OF INTEREST

Call (727) 576-4169 for all items listed below.

Fly casting clinics each Saturday at 10 AM

Fly Tying Clinics; 6:30 PM every Monday for beginners and every Wednesday for advanced tiers.

SUNCOAST FLY FISHERS

www.suncoastflyfishers.com

Regular Meetings: 6:30pm on the Third Thursday of each month, **except December**, at Walter Fuller Recreation Center, 7883 26th Ave. N., St. Pete.

MANGROVE COAST FLY FISHERS

www.mangrovecoastflyfishers.com

NOTE: Newer Location for MCFE Club meetings - **Twin Lakes Park**. The entrance to Twin Lakes Park in Sarasota is located on Clark Road, just 1/2 mile east of I-75, on the south (right) side of the road. Contact website above for details and directions.







John Broom
Licensed Real Estate Professional

Direct: (813) 765-6874
Office: (813) 929-7600
Fax: (813) 434-2405
John@JohnBroomRealtor.com
www.JohnBroomRealtor.com
27219 SR 56 • Wesley Chapel, FL 33544
Each Office Independently Owned and Operated

New Ideas &
Full Color Print Solutions.



Great People. Great Solutions.



813.319.3300 | copycontrol.com

TIPS FOR TBFFC – No. 7

Fishing versus Catching

By: Capt. Bryon Chamberlin

I define FISHING as the act of casting the fly rod, fly line, getting the fly into the water and retrieving it back. My definition of CATCHING is the act of casting the fly rod, fly line, getting the fly into the water and retrieving it back with a FISH at the end of the line. Unfortunately, too many fly anglers are spending too much time FISHING and not enough time CATCHING. By learning to manipulate the fly to elicit more strikes will put you more often than not, into the CATCHING column.

As a saltwater fly fishing guide, I get to fish with lots of different anglers with varying skill levels. One of the most common questions that I get at the beginning of the trip is, "How do I work the fly?" My answer usually starts off with, "Well, that depends..." You see, every scenario is different, so there can be an infinite amount of answers, but to narrow things down, I'll give you a few "Rules of Thumb". I'll also break it down into two types of fishing techniques, blind casting and sight fishing.

Blind casting is a great technique to cover water and find fish. Here are some tips to improve your catch ratio while employing this method. Most flies have no natural movement, so the angler must impart the action into the fly in order to get a fish to eat your offering. This is done by "stripping" the fly line and moving the fly. How one strips directly influences how many bites you will get during any given day. Slow, steady and long strips generally don't catch many fish. I find that more people find success by employing an erratic, quick but short stripping technique. You know you are doing it right when you hold the rod tip about 6 inches above the water, and at the start of each strip, the fly line comes off the surface of the water and showers off water droplets. Strips are generally short (4 to 6 inches) and use lots of quick wrist action similar to throwing a dart. Don't forget about the power of the "pause". Throw in a few pauses during the retrieve. Pausing for a second or two allows the fly to sink just a bit and also gives the fish some time to come over and investigate your fly. Strikes often occur on the next strip of the fly, as it looks to the fish as if its prey is trying to escape in a last ditch effort. Another quick tip that will help you catch a few more fish, is to allow your fly to sink a little before you start your retrieve. This allows the fly to get down to the fish's level. Fish that are not aggressively feeding are more likely eat your fly if it swims by their face instead of speeding by over their head.

Sight fishing is the most difficult, but most rewarding form of fly fishing. Here, if the initial cast doesn't spook the fish, the retrieve is the most important thing to get that fish to eat your fly. Fortunately, you have some hints given to you by the fish, if you can successfully read their body language. Slight changes in the fish's direction and speed of travel can indicate that the fish has seen your fly. More subtle clues, such as changes in fin angle, spread or even color can indicate that the fish has noticed something. Your next move will generally determine if you are successful or not in getting the strike.

To help with the mental picture, let's create a scenario that everyone has experienced, that is very similar to many sight fishing situations. Picture a cat lying down under the kitchen table, and you are sitting on the couch in the living room. You have a toy mouse on a string. You toss the mouse about 10 feet from the cat. The cat opens its eyes, moves its head slightly, and trains its ears toward the mouse. Now you have the cat's attention, but the cat is still lying down. What's your next move? Give the mouse a little wiggle. If you pull the mouse away at this point, the cat is going to continue to lay there. The point here is to tease the cat until it finally pounces on the mouse.

Now apply that mental game to the fish you just threw to. I generally let the fish make the first move by either moving toward the fly or by giving me some other indication that the fish has seen the offering. My next move is usually a short strip that hops the fly. Let the fish's natural curiosity bring the fish over the rest of the way. As the fish closes in for the kill, I usually give the fly 2 or 3 more quick, short hops. This gives the fish the impression that its prey is trying to escape, but it isn't too successful at doing so. The key is to let the fish overtake the fly without giving it that "I give up" look. Prey items fight to the last, and do everything in their power to escape from being eaten. However, on the other hand, you don't want to have your fly be too successful in escaping its pursuer. Fish will only expend so much energy during a chase, so you don't want to pull the fly away too fast. By giving short and quick hops, you are giving the illusion the fly is trying to escape, but you are allowing the fish to easily eat the fly.

With a little practice, and the implementation of a few of these tips, you'll be catching more fish on your many adventures to come. 🐟



Awesome Fishing
with
Captain Keiland Smith

Night-Time Snook

West-Coast Tarpon

East-Coast Redfish

863-944-7475
www.awesomefishing.net

Center for Radiation Oncology

Kathryn L. Kepes, M.D.
Board certified in Radiation Oncology,
Internal Medicine and Medical Oncology

Jack Steel, M.D.
Board certified in Radiation Oncology

COMPLETE RADIATION ONCOLOGY SERVICES

- beautiful state-of-the-art facility
- external beam radiation therapy
 - dual energy photons
 - multiple energy electrons
- brachytherapy
 - including prostate seed implants
- simulator with fluoroscopic capability on site
- all radiation treatment done locally

Medicare, Medicaid, most HMO and insurance plans accepted

Facilities in
Brandon, Plant City, Sun City Center,
Tampa and Zephyrhills

(813) 661-6339

Member Photos, January 09



Big Fish in Cold Weather -- Four well-bundled club members hit jackpots recently (shown clockwise from top left). **Bryon Chamberlain** caught a 27 inch 'gator trout on November 16, **Ted Hagaman** landed this brute of a brown trout while fishing with Lloyd Bull in upstate New York in October, **Rick O'Hara** landed a not-so-baby tarpon in the Everglades, and **Nanette O'Hara** subdued a big red while fishing with **Capt. Nick Angelo** in Chassahowitzka on a 32 degree December morning.



Little Fish in Warm Weather --

Host **Richard Sullivan**, proudly wore a TBFFC cap, the weather was great, the chili by **Bob Gaulin**, was hot, the fish were small, but Playing Hooky was fun at our December 5 outing on the Cockroach bay aquatic preserve. (Photos by **Denise Bruner**, AKA Santa Claus)



Our TBFFC History, Part I

The Tampa Bay Fly fishing Club's first meeting was held "way" back in December of 1993. It was a chance for our club's founders to gauge whether anyone else in Tampa was as interested in fly fishing as they were. Their actions brought together a community of fly fishers interested in learning and improving fly casting, tying and fishing skills and ensured that these skills would be passed along to the next generation. Some of our current members were there, including me. There were ~50 others in attendance, enough to see that this was a worthwhile endeavor.


Though it seems like only a short time ago, think about how things have changed. The internet was hardly available to most back then, and most information available on it was almost exclusively text-based. The stamp to mail the newsletter was 29 cents. My first top-of-the-line fly rod was IM-6 graphite, and I could barely cast 40 feet of line no matter how hard I tried, though it wasn't because of the rod. Very few people in Tampa that I knew could even double haul. Fly line choices were limited. I remember clearly how my first generation bonefish taper line would leave my line guiding finger bleeding after a couple of hours fishing. We were lucky enough to start out with a few very experienced fly fishermen (e.g. Lloyd Bull, Capt. Bill Miller, Dan Lagace, Carl Hanson, Buck Bell, Mel Simpson and Bill Murdich), who joined our club when it was founded, and brought many of us up to speed more quickly than we could have done individually.

In addition, we have lost several members of our club through the years. People come and go, or have moved away, and some have passed away. Maybe a club member or sponsor has helped you or left a lasting impression on you. I hope to acknowledge these folks and organizations over the coming months in a "Club History" section of our newsletter. I will dig out some old photos and stories to share (please help me *not* to forget someone who has left an impression on you). As a start, I scanned the club's first newsletter in order to recognize our founders as well as their intentions to make our club a long-lived, high quality organization.

After more than 15 years, I feel that our club is off to a great start!

Leigh West

Note: *The cover page, President's Message, and Minutes from the Board, all in the very first TBFFC newsletter (February 2004) are reproduced at the right.*



8709 N. Rome Avenue • Tampa, Florida 33604

FEBRUARY 9th MEETING
PLACE: INTERBAY COMMUNITY CENTER
 5212 Interbay Blvd. (Next to Ballast Point Pier)

TIME: 7:00 P.M. – SPECIAL GUEST SPEAKER:
CAPT. SCOTT MOORE

TOPIC: SALTWATER FISHING TECHNIQUES.
WHEN, WHERE & HOW TO CATCH FISH.
CAPT. SCOTT MOORE CATCHES AND RELEASES THOUSANDS OF SNOOK, TROUT, REDFISH AND MANY OTHER SPECIES EACH YEAR.

★ **SPECIAL THANKS TO CAPT. BILL MILLER** ★
FOR BEING OUR 1st SPECIAL GUEST SPEAKER AT OUR JANUARY CLUB MEETING & FOR HIS VERY INFORMATIVE SEMINAR ON FLY FISHING FOR TARPON. IF YOU WANT TO CATCH A TARPON OR JUST HAVE A GREAT FISHING EXPERIENCE, WE HIGHLY RECOMMEND CAPT. BILL MILLER. YOU CAN CONTACT BILL AT:

• UPCOMING EVENTS •

MARCH 5: HANDS-ON SEMINAR –
 At Picnic Island Park in South Tampa. Learn all the basics from some of the best local Fly Fishermen. To include casting, knots, flies, tackle and anything else you would like to know about Fly Fishing.

We will also have
THE FIRST ANNUAL TAMPA BAY FLY CASTING TOURNAMENT (THE BIG GUN SHOOT OUT)



We hope to have many of our local expert Fly Fishermen on hand. Should be lots of fun.
More details at the FEBRUARY 9TH meeting. OR CALL 286-1518

PRESIDENT'S MESSAGE

THANK YOU! THANK YOU! THANK YOU!
 The second meeting was to a standing room crowd, truly impressive! The second meeting of a new club is even more important than the first meeting. With the size and enthusiasm of the attendees, it clearly indicates the momentum and interest is there to have an outstanding club.
 Many thanks to the six new members that joined our club at our January meeting:
 Thanks also goes to Sporting Classics and Tampa Sports for their generous support and help.
 I hope you are pleased with the quality of our newsletter. I believe it is a direct reflection of the high standards of which the Tampa Bay Fly Fishing Club is going to be synonymous with. Tom Conway is the creator and publisher of this terrific newsletter. Thank you Tom for your many outstanding contributions to our club. Thanks once again to board members Peter Kostas, Paul Wooten, Buck Bull, and Denis Quilligan for their continuing hard work and support.
 Hold on to your flies!!!! At our March 9th meeting Paul Wooten and Tom Conway will present our new club logo. I think you will agree with me it is one of the best and most unique club logos in use today. Tom and Paul have worked long and hard to create this logo for our club. If you get a chance thank them for their efforts.
 Thanks to Captain Bill Miller for his outstanding presentation on Fly Fishing for Tarpon. It was an excellent talk and was enjoyed by everyone. Bill is not only an excellent Fly Fisherman, but a true gentleman that gladly shares his time and knowledge with others.
 Our February 9th meeting is one that you do not want to miss. Captain Scott Moore will discuss Fly Fishing

for Snook and Fly Fishing Strategies. This is the man who has caught and released as many as 200 Snook in one day. Don't miss this one!
 On March 5th, please make arrangements to attend our 1st Annual Tampa Bay Fly Casting, Fly Tying, Knot Tying, hands-on clinic and Big Gun Shoot-Out Fly Casting Tournament. There will be many outstanding speakers to help you improve your skills and learn who the top casters in the Bay area are. Hope you will be there.
 Last but not least, the Goals of our club shall be to help protect our environment, natural resources and it's species. It is our moral duty to pass along to the next generation these things in the best possible condition, for them to enjoy as we have. To teach respect for all living creatures, promote catch and release, conservation and always encourage helping all those who desire to learn more about the beautiful art of fly fishing, the quiet sport where camaraderie flourishes between friend and families.
 Must close for now. Again thanks for all of your great support, if you need help or have any questions, please give me a call at 286-1518
 Tom Theus, President

to determine hours & people to work at the display and how to set up the display. Equipment and various items needed: Tables & chairs, flyers, signs, membership forms, fly tying rods, fish mounts, sponsors board, T-Shirts.
 By Laws. Peter Kostas & Tom Conway would write a first draft for board & club approval.
 John Mozeikas is willing to donate a custom Fly Rod for our club raffle.
 Tracy at Tampa Sports is going to donate items to raffle at our February meeting.
 Peter Kostas recommended we put a membership form in our February Newsletter.
 Paul Wooten gave an update on our March 5th Picnic Island Funament. Paul is going to the site and will recommend the best way to set up the different events. Tom Theus reported the following Companies will be our sponsors for the funament: Sporting Classics, Scientific Angler, Penn, D.O.A, Berkley, Tampa Sports, Kash 'n Karry, Diamond Back Rods.
 Discussion on the need for more board members. We all agreed we should have at least 10 board members. We will continue to search for more.
 Discussion on a Year-End Banquet & speaker. Tom Theus agreed to research and report back.
 Club T-Shirts for Picnic Island, and The Sports Expo. Tom Conway offered to be in charge of the T-Shirts.
 Tom Theus presented and read our new Club Goals to the board. The Goals for our club were accepted and approved by the board. Great job Tom. Special thanks to Tom for all the time and energy he has put into the formation of this club. Starting a club is no small task and Tom has gone the extra step to make this club fun and enjoyable for all of it's members and guests.
 Meeting adjourned at 9:30 p.m.

MINUTES FROM THE BOARD


JANUARY BOARD MEETING :
 Meeting started at 7:15 p.m.
 Tom Theus, Tom Conway, Peter Kostas, Paul Wooten & Buck Bull were present.
 Peter Kostas gave a treasurer's report. Peter reported that a club checking account for the (Tampa Bay Fly Fishing Club) was opened at the California Federal Bank.
 Subjects brought up for discussion:
 Outdoor Sports Expo. Times & Dates to set up our booth. A schedule

Editor's Note: These Flies were from our December Tie-a-Thon; Additional Tie-a-Thon flies will be published in later issues

FLY OF THE MONTH, #1

Clearwater Fly

As Tied by Leigh West



For snook and redfish in tannin-stained waters, beach snook. Can be tied with a glass or plastic rattle in the body.

Materials

Hook: Tiemco 811S or 800S; size 2-4

Threads: Brown and fluorescent orange flat waxed nylon

Eyes: Extra small dumbbell eyes, brass or lead

Body: Medium gold mylar tubing

Wing: Root beer color Fish Hair, normal or fine, peacock herl

Flash: Pearl Flashabou

Instructions

1. Starting with the brown thread, tie in the eyes about 1/3 of the distance back from the hook eye.
2. Tie in the mylar tubing near the curve of the hook, leaving a short tail. Wrap the tubing forward over the hook and secure in front of eyes. Apply head cement to the body for durability.
3. Tie in the wing- first a small clump of Fish Hair, then overlaying with a generous amount of peacock herl (fly in photo tied with olive Fish Hair in lieu of peacock).
4. Tie in 4-6 strands of pearl Flashabou as a lateral line, on each side.
5. Build up the head and whip finish. Apply the fluorescent orange thread as an accent stripe in front of the wing, over the brown thread. Cover thread with head cement. - Leigh West

FLY OF THE MONTH, #2

Shad Dart Fly

As Tied by Leigh West



This shad fly pattern resembles the Shad Dart jig commonly used by spin fishermen. It has proven to be very effective on the St. John's River over the past 15 years.

Materials

Hook: Mustad 9672 or other 1X to 2X long freshwater streamer hook, #6

Thread: Red floss or flat waxed nylon

Body: Pearl mylar tubing, Sparklebraid or pearl Flashabou overwrapped with clear monofilament or medium vinyl rib

Wing: Pearl Krystal Flash

Head: Red medium chenille (or yellow, orange, chartreuse, fluorescent pink, etc.)

Eyes: Extra small lead or brass dumbbell eyes

Instructions

1. Secure the hook in the vice with the point down. Pinch the barb down with a pair of pliers. Cut a piece of mylar tubing about 4" long, remove the core string, and tie it in at the junction of the shank and curve of the hook, leaving about 1/2" of the mylar tubing trailing behind the hook.
2. Wrap the thread forward, and tie in the eyes on top of the hook about 1/4" behind the hook eye using figure eight wraps. Coat the exposed thread with head cement. Wrap the mylar forward around the shank to create a body, secure the mylar behind the eyes with a few wraps of thread and trim away the excess mylar.
3. Cut about 10 strands of pearl Krystal Flash about 4" long, and tie in the strands at the middle of their length, just behind the eyes. Fold the forward facing half of the strands over and around the eyes so that they now point back, and secure them with a few wraps of thread. Cut the Krystal Flash "skirt" to about the same length as the trailing mylar.
4. Wrap the thread so that it is now in front of the eyes. Cut a 3" long piece of chenille and secure one end to the hook. Using the chenille, build up a small symmetrical head around the eyes and hook shank, secure the loose end, trim the excess chenille and finish the fly with a few whip finishes or half hitches. Coat the thread with head cement. -Leigh West 🍷

Fishing Report and Forecast ***"What a great time to go fishing!"***


December has been a slow month for fishing. From what I received from Capt Rick Grasset and a few of our members, the weather and getting ready for Christmas kept most of us away from our favorite places for fishing.

Jim McKinney from Bradenton fishing with Capt Grasset caught a very nice tailing red in skinny water using Grasset's Flats Minnow fly in Charlotte Harbor. Tom Newman from Virginia again with Capt Grasset was successful fishing the potholes with big trout using the same Grasset's Flats Minnow Fly.

Our outing at Cockroach Bay was a lot of fun. The fishing was slow with only a few fish caught. Denise Bruner did catch a small snook and lady fish. Capt Frank, Sam Bauer, Bob Hinton and yours truly were skunked. Lunch was prepared by Bob Gaulin and Denise Bruner. All ate chili, cookies and key lime pie furnished by Richard our guide for the day.

During the period of 12/7 thru 12/20 trout were caught on ultra hair clouser minnows in the deep grass flats. The Don Coleman outing with the Mangrove and Suncoast clubs was well attended by host club. Dick Miekka and Bob Gaulin fishing with Capt Pat Damico enjoy catching a few trout and lady fish. A lunch of chili and sandwiches was enjoyed by all.

Looking forward to January's fishing reports. Please email or call them to me.

Tight Lines, Bob 
Rjgaulin@yahoo.com
813-782-8605

Recipe For a Great Salad

Dot's Sumi Salad (Received raves at our December Meeting)

Mix:

1 - 16 oz. package Cole Slaw
2 packages Ramen Noodles crumbled (**don't use seasoning**)
8 Scallions sliced

Dressing

Mix - 1/4 Cup Sugar
3/4 cup Oil
1 tsp, Salt
1 tsp. Pepper
6 Tblspns. Vinegar (distilled or apple)

Pour dressing over Cole Slaw/crumbled Ramen Noodles & Scallions. **Refrigerate 2 hours or overnight.**

Brown the following in 2 Tablespoons of oil:

1/2 cup Slivered Almonds
1/4 cup Sesame Seeds

When ready to serve, top mixture with Almond/Sesame Seed mixture.

"Life is Good"

--John Broom 

A Club Member Requests Assistance

Ray Cannata is seeking instructions for tying two flies: **Enrico's Spawning Shrimp** and **Crimp, McKnight's merkin brown**. He is planning a bonefish trip and these flies were recommended by the outfitter. If you know where he can get this information, please email him at: rvcannata@earthlink.net



www.captruss.com
USCG Licensed & Insured

russ@captruss.com
Charter & Instruction

Captain Russ Shirley
Fly Fishing & Light Tackle Specialist

Tampa Bay 727.343.1957 Homosassa

Tarpon • Snook • Redfish
Trout • Shark • Mackerel



TAMPA BAY
OUTFITTERS
EGAN ANDERSON

701 South Howard, Suite 102 Tampa Bay, Florida 33606
p/ 813.254.8444 f/ 813.254.8598 e/ info@tampabayoutfitters.com

Member Benefits

TBFFC is famous for its value and focus on the sharing of information, experience, and craftsmanship with its members. As a TBFFC member you will enjoy many benefits free or at nominal cost, plus enriching experiences.

- Monthly Meetings with Famous Speakers
- Fly Fishing Outings
- Fishing Trips Sponsored by Members and the Club
- Group Clinics and Workshops
- Fly Tying Lessons
- One-On-One Fly Casting Lessons
- Shirts and Hats with club logo
- 80 Page Beginner's Basic Skills Instruction Manual
- Annual Banquet with International Speakers

These boat Captains can take you to the best fishing spots
Fly Fishing Guides

- Capt. Nick Angelo (813) 230-8473
- Capt. Sergio Antanes (813) 973-7132
- Capt. Pat Damico (727) 360-6466
- Capt. Bryon Chamberlin (813) 361-8801
- Capt. Joe Gonzales (305) 642-6727
- Capt. Rick Grassett (941) 923-7799
- Capt. Pete Greenan (941) 923-6095
- Capt. Rick Gross (941) 794-3308
- Capt. Russ Shirley (727) 343-1957
- Capt. Paul Hawkins (727) 526-2438
- Capt. Wade Osborne (813) 286-3474
- Capt. Frank Rhodes (863) 967-4258
- Capt. Keiland Smith (863) 944-7475

Fly Casting Coaches

Novice or advanced caster, one of the following coaches can assist you with your casting. Contact one convenient to your location to arrange a casting session.

South Tampa

Steve Parker.....813- 287-5583

Brandon

Neil Sperling.....813-655-5627

North Tampa

Jeff Abeles813-961-0097

Robert Fischer.....813-962-0185

Dan Lagace.....813-929-6605

Bill Murdoch 813-971-4764

Leigh West. 813-971-8697

Saint Petersburg

Capt. Pat Damico.....727-360-6466

Polk County

Capt. Frank Rhodes.....863-967-4258

Our Corporate Sponsors

These companies sponsored the Tampa Bay Fly Fishing Club. Some are members of the club. We urge you to patronize them.

- 3-WAY CONSTRUCTION CO. Robert Fischer PO Box 342774, Tampa, FL 33694 (813) 968-1505.
- AFISHIONADO GUIDE SERVICES., Capt. Wade Osborne, (888) 402-3474 , www.wadefishl.com
- ALLIGATOR BOB'S Gourmet Alligator Meat Snacks (813) 986-3008, (800) 342-1217, WWW.GATORBOB.COM
- ALLSTATE FINANCIAL SERVICES L.J. Cathlineau (813) 752-2556
- AVANT GOLD JEWELERS, Jeff Abeles, 10330 North Dale Mabry, Suite 150, Tampa, FL 33618, (813) 961-0097
- AWESOME FISHING ADVENTURES, Capt. Keiland Smith, (863) 944-7475
- BARBED STEEL charters inc. Capt. Bryon Chamberlin (813) 361-8801 bryon@barbedsteel.com, www.barbedsteel.com.
- Bill JACKSON'S SHOP FOR ADVENTURE, 9501 US 19 N. Pinellas Park FL 33782, (727) 576-4169
- THE FLY GUY Capt. Pat Damico (727) 360-6466 www.captpat.com
- THE FLY HATCH , Capt. Dave Chouinard, 490 W. Hillsborough Ave., Tampa 888-Fly-Hatch www.TheFlyHatch.com
- CENTER FOR RADIATION ONCOLOGY, Kathryn Kapes, M.D., Jack Steel, M.D., Brandon, Plant City, Sun City Center, Tampa and Zephyrhills (813) 661-6339
- COPY CONTROL MANAGEMENT, INC. Donnie Cayo, Jr. 9411 Corporate Lake Dr. Tampa, FL 33634 (813) 882-3945 www.copycontrol.com
- CAPT. RUSS SHIRLEY (727) 343-1957 www.captruss.com
- CAPT. SERGIO ANTANES (813) 973-7132 www.REELFISHY.com
- JOHN BROOM (813) 765-6874 John@JohnBroomRealtor.com
- SNOOK FIN-ADDICT GUIDE SERVICE, INC. Capt. Rick Grassett, (941) 923-7799 www.snookfin-addict.com
- SWANN'S FLY FISHING SHOP, Jim Swann, 13650 South 98 Bypass, Dade City, FL 33525, (352) 567-6029

2008 member application Tampa Bay Fly Fishing Club

Your Name: _____ Date: _____

Mailing address: _____

City: _____ State: _____ Zip: _____

Hm. Phone: _____ Wk. Phone: _____

Email address: _____

Type of Membership: _____

Please Check: One Year _____ Five Year _____

Please list names you wish to include in family membership

Name: _____ Rel: _____

Name: _____ Rel: _____

Name: _____ Rel: _____

Annual Dues: \$25.00 Individual Membership

\$35.00 Family Membership

\$95.00 Corporate Single Membership

(includes one membership and Ad Space)

\$120.00 Corporate Double Membership


(includes two memberships or family membership and Ad Space in Newsletter)

Five Year Dues: \$100.00 Individual Membership

\$140.00 Family Membership

Please make check payable to: Tampa Bay Fly Fishing Club
C/o Rick Valeri, 1404 Oxfordshire Ct. Brandon, FL 33510


Tampa Bay Fly Fishing Club
P.O. Box 692
Brandon, FL 33509-0692

 **JIM SWANN'S** 

Complete Fly Fishing Shop
Rods - Reels - Hand Tied Flies - Materials
Guide Service
Classes in Flying Tying and Casting

352-567-6029 13650 So. 98 By Pass
Dade City, FL 33525



 License Number
CGC037643

ROBERT FISCHER
President

813-968-1505
P.O. Box 342774 • Tampa, FL 33694 • (813) 968-1505



SPECIALISTS IN:
BACKPACKING
CAMPING
CANOEING
FISHING
HUNTING
IN-LINE SKATING
KAYAKING
METAL DETECTORS
SCUBA DIVING
SNOW SKIING

9501 U.S. 19 North, Pinellas Park, FL 33782
St. Petersburg - (727) 576-4169
FAX - (727) 576-7579
www.billjacksons.com